



FALL 2016 ISSUE

Hearth, Patio & Barbecue Association of Canada

PROTECT • PROMOTE • EDUCATE

The HEART *~ of your ~* HOME



Connect with us!
Call or use these links...



CLICK [HERE](#) TO FIND A
SPECIALTY HEARTH RETAILER IN
YOUR COMMUNITY TO HELP YOU
CHOOSE THE RIGHT APPLIANCE
FOR YOUR HOME.


CLICK [HERE](#) TO VISIT
MANUFACTURER WEBSITES
WHERE YOU WILL FIND
A WIDE SELECTION
OF HEARTH PRODUCTS.



HPBAC is the trade association for hearth, barbecue and outdoor living products in Canada. *The Heart of Your Home* will be published annually to provide product news, safety, and maintenance information to consumers on behalf of our members. Our outdoor living issue, *The Joy of Grilling & Outdoor Living* will be published in the spring of 2017.

1-800-792-5284 T 705-385-2223 F 705-385-1636

hpbacanada.org    



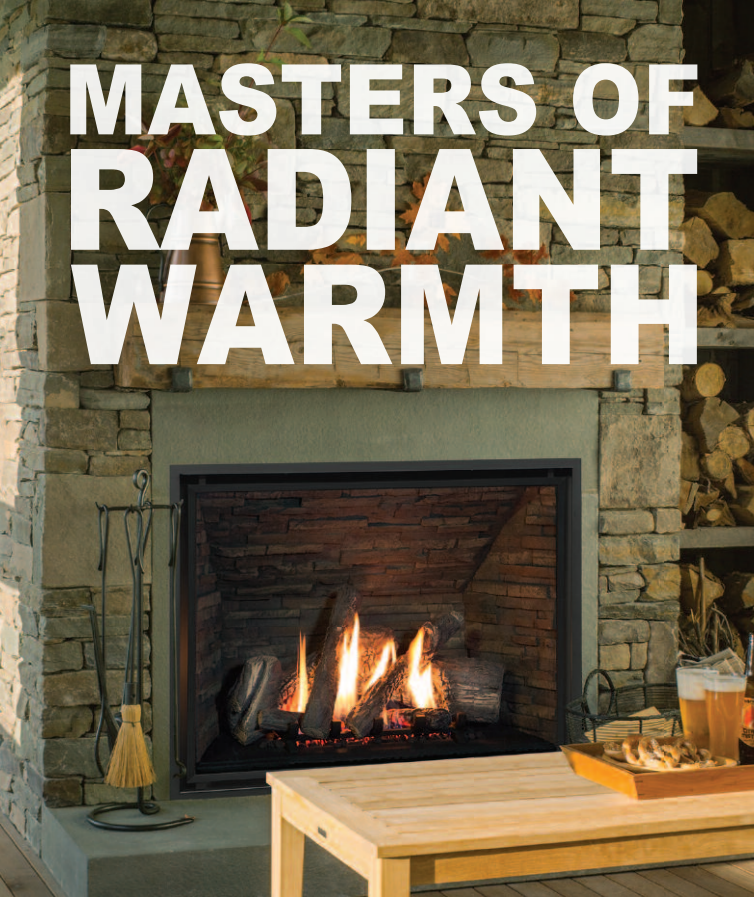
Inside

- 4 Safety Matters
- 5 Your Fireplace Can Save You Money
- 7 Wood Burning: Efficiency and Safety
- 8 Is it Time for a New Fireplace?
- 11 Designing the Heart of Your Home
- 13 Wood: A Renewable Resource
- 15 Extend the Outdoor Living Season
- 18 Glossary of Terms
- 19 List of Member Retailers

HPBAC would like to thank APC
and HPBA for their contributions.



MASTERS OF RADIANT WARMTH



valor[®]

**THE ORIGINAL
RADIANT GAS FIREPLACE™**

valorfireplaces.com



Just like your furnace, your hearth appliance requires a little TLC once a year. Annual maintenance will ensure the safety, efficiency and longevity of the appliance.

PESKY CRITTERS

During the summer months animals or insects may find the venting system of an appliance an attractive shelter from the elements and predators. Their nests can obstruct the venting system, preventing products of combustion from exiting the chimney system.

Insects can also be attracted by the Mercaptan used in natural gas and liquid propane to provide a means of leak detection by smell. They can burrow into the smallest areas of your appliance, such as your burner, orifice or even the manifold, creating a blockage. This can lead to problems with performance and operation of the appliance and ultimately could be detrimental to its longevity.

MAINTENANCE CHECKLISTS

Gas Appliances

Frequency: Service annually

Include: Cleaning, battery replacement, inspection of burner, media and firebox

We recommend having your gas hearth appliance serviced by a professional as the inspection and cleaning process is quite extensive and requires care. Contact your local dealer or check the Owner's Manual for detailed instructions.

Wood Appliances

Frequency: Service at least annually

Include: Cleaning chimney and appliance

- Check chimney and chimney connector for creosote and soot buildup weekly until a safe frequency for cleaning is established. If accumulation is excessive,

disconnect the appliance and clean both the chimney and the appliance.

- Inspect secondary air tubes
- Remove fibre baffles and clean above them yearly
- Replace any broken bricks
- Inspect and replace all gaskets, as required
- Disassemble, clean and lubricate the door handle .

We recommend you call a **WETT** or **APC**-certified chimney sweep to clean and service your appliance.

PHOTO COURTESY OF VALOR FIREPLACES.



BE AWARE OF HOT GLASS

Gas fireplaces, stoves and inserts are a great way to add warmth, beauty and comfort to your home, however, the glass fronts can become extremely hot during and even long after operation.

Since January 1, 2015 all affected gas hearth appliances are shipped with protective screens or barriers. If you have an older model you can purchase a protective screen or barrier from a specialty hearth retailer. This is especially important if you have young children and other at-risk individuals living in or visiting your home.

Please visit www.SafeFireplaceTips.com for more information.



ZONE HEATING... ADD VALUE TO YOUR HOME AND SAVE MONEY.

HEAT WHERE YOU LIVE

How many rooms do you use daily in your home? Why not focus your energy use on those rooms? Today's hearth appliances will act as room heaters, heating the spaces where you spend most of your time with cozy radiant heat.

FUNCTION

Zone heating can reduce your fuel consumption which saves money on your heating bill and reduces your carbon footprint. A central furnace cycles on and off several times an hour and heats your entire house – even unoccupied rooms – wasting money and energy. Turn on your supplemental gas hearth appliance and turn down the thermostat for the central furnace and save. Studies show that zone heating solutions can provide energy savings of 20-40%.

CONVENIENCE

All new gas hearth appliances are available with manual controls and remotes, wall thermostats and most offer blowers to circulate the heat. With a flip of a switch your gas appliance lights instantly and warms quickly.

STYLE

There are many hearth products applicable for zone heating, including fireplaces, freestanding stoves, fireplace inserts and masonry heaters. Within these types, there are hearth products that burn firewood, natural gas, propane, electric, pellets, oil, coal, corn and manufactured firelogs. The key to selecting the correct hearth product is determining the zones of the house

to heat, the level of desired heat, available fuels, intended use patterns, and the convenience factor, as well as the style, design and layout of the home where the hearth product will be installed.

These supplemental heating sources are not the boring space heaters of yesteryear. Today's appliances add warmth, ambiance and charm to any room and add value to your home. Appliances are available in a wide variety of styles and have many finishing options. Check out our article on design options, or visit your local specialty hearth retail showroom.

BACKUP SYSTEM

Wood and gas energy are also both important emergency backup fuels. Homeowners can switch easily back to wood and gas heating systems when encountering economic difficulties, natural disasters, conflict situations or fossil energy supply shortages.

DECISION TIME

Much like any other appliance, it is important to spend the time to choose the hearth product that fits your zone heating needs. Before making your final decision, visit a specialty retailer for experienced advice. A specialty retailer is knowledgeable about zone heating. He or she can arrange for the safe and reliable installation of a fireplace, stove, fireplace insert or masonry heater by a certified professional installer. Specialty retailers are the best source of information about how to correctly operate a hearth product, proper maintenance requirements, and details about available fuel types.

PHOTO COURTESY OF VALOR FIREPLACES.



**YOUR
FIREPLACE**
*Can Save
You Money*



Blaze King
www.blazeking.com

Introducing the **ASHFORD 25**

EPA Approved at 0.9 g/hr

Thermostatically Controlled

Use 30% Less Wood

Up to 25 Hours Burn Time

Custom Options Available



WOOD BURNING

Efficiency & Safety

When heating with wood, there are four critical elements to help achieve optimal economy, environmental responsibility and efficiency from a wood stove or wood burning fireplace insert:

1. THE WOOD STOVE OR FIREPLACE INSERT

Many wood stoves in operation in Canada predate the development of advanced technology, cleaner burning and more efficient models. High efficiency wood stoves burn about 90% cleaner than these older appliances. Open woodburning fireplaces are inefficient and ineffective. The best solution is a fireplace insert which is a modified woodstove built to be inserted into a fireplace along with a stainless steel chimney liner to ensure the safety and efficiency of the chimney. This type of installation can result in a significant reduction in emissions and a far more efficient source of heat.

Wood furnaces are often paired with another furnace such as propane, oil or natural gas as a cost saving measure and to ensure home heat during power outages. Newer products give improved efficiency levels over older models.

2. THE INSTALLATION

The wood stove and chimney work as a system. It is important for the stove's chimney system be sized properly, according to manufacturer's instructions. The Hearth, Patio, and Barbecue Association of Canada recommends that all stove and fireplace inserts be installed by a specialist certified by Wood Energy Technology Transfer (WETT). This technician will be familiar with your model and will have installed many others like it. This experience can save you time, money and frustration in the long run. Plus, it gives you the confidence your stove is installed properly and safely.

For owners who choose to install their own wood stoves, follow the manufacturer's instructions explicitly. NEVER proceed without professional advice if you have a question. To locate a certified specialist, visit or contact **your local specialty hearth retailer** or visit **wettinc.ca**. In most cases, insurance companies require at least an inspection by a WETT certified professional is completed before the appliance can be insured.

3. THE OPERATOR

Check the exhaust coming out of your wood stove chimney; the smoke is your operational barometer. If your fire is burning properly, you should only see the white transparent steam of evaporating water, darker and opaque smoke will only be slightly visible. The darker the colour of the exhaust, the less efficient the appliance is operating.

National Fire Code requires that all chimneys and vents be inspected on an annual basis and cleaned as necessary. However, frequent stove or insert use may require monthly chimney inspection and cleanings. Wood stove or wood burning fireplace connectors (stove pipes) should be checked as often as every 2-4 weeks.

4. THE FUEL

Your fuel supply should consist of a mixture of hardwoods, like maple or oak, and softwoods, such as fir and pine. The seasoning, or drying, process allows most of the natural moisture found in wood to evaporate, making it easier to burn. A properly seasoned log will have 14% to 16% moisture content.

PHOTO COURTESY OF BLAZE KING.

Is it time for a **NEW FIREPLACE?**



Do you know how old your fireplace or stove is? The best way to determine the age of an old wood or gas appliance is to contact the manufacturer of the product. You'll need to provide the full model and serial numbers directly to the company in order to obtain this information.

Model and serial numbers are key to finding information, getting service and ordering parts for your hearth product. These numbers can be found on the 'rating plate', a metal plate that's usually permanently affixed to the fireplace, insert or stove. Access to the plate may require the removal of some parts and accessories.

WOOD-BURNING FIREPLACES

On factory built wood-burning fireplaces, these numbers will be on a metal plate which can be located in a variety of places depending on your product, such as:

- Inside the bottom of the fireplace behind the bottom louver or faceplate (the bottom louver or faceplate will need to be opened or removed)
- The bottom front of the stove, under the ash-lip (the fan will need to be removed first),
- The upper left side or right side of the firebox
- Riveted on the smoke shield behind the screen.

GAS APPLIANCES AND INSERTS

On gas appliances and inserts, the serial/model/ rating plate should be in one of the following:

- The lower cavity controls area
- The control compartment area (the decorative front and vanity panel may need to be removed)
- Below and behind the fireplace's lower louver
- Attached to a gas line or stamped on the floor of the insert.

A wood burning fireplace will need to be replaced when critical parts deteriorate and replacements become unavailable. Parts are usually available for a minimum of 7 to 10 years after the fireplace has been manufactured.



CHINOOK
FIND THIS PRODUCT



CHINOOK
FIND THIS PRODUCT

Repairs are possible with available replacement parts but some issues are not repairable and require that the homeowner replace the fireplace. This would include deterioration of the firebox or heat exchangers. These are most commonly due to lack of regular maintenance or general misuse by the operator.

Gas burning units are less prone to such failures because they are generally not used for long periods of time. Since these types of fireplaces are often used for decorative applications or zone heating, the length of time in which they are used in a season is significantly less when compared to other products resulting in a potentially longer life cycle.

We recommend you call a professional chimney sweep, WETT or APC-certified to clean and service your wood appliance. Similarly, for gas appliances we recommend using a gas fitter for cleaning and service.

You can find these experts at

- www.hpbacanada.org
- www.hrai.ca
- www.poelesfoyers.ca
- www.wettinc.ca

PHOTO COURTESY OF BLAZE KING.



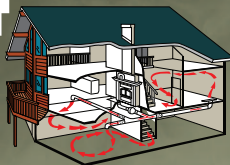
YOU HAVE OPTIONS

6 styles of EPA certified fireplaces >>




5 certified fireplaces with a clean face option >>

4 ways to distribute heat throughout the home >>



3 sizes of blower >>



2 mobile home approved units >>



1 Delta Fusion
EPA certified at 1.3g/hr >>



*A brand built on **quality**,
innovation, and **originality***



Whether it's a fireplace or a freestanding stove, a hearth product plays an important role in your lifestyle and your family's comfort. The hearth can be a highly desirable feature when buying a house or building a new home.

As a focal point the hearth pulls together the furniture, art pieces, lamps and window coverings and creates a warm and harmonious decor. Today's fireplaces, inserts and stoves are available in a number of styles from traditional to contemporary to modern European. They are the perfect focal point to bring together all your design pieces and make an important room in your house the most comfortable one as well.

New models offer increasingly larger views of the fire, horizontal and vertical, multi-room opening, pivoting option and even a 360° view. Logs for gas fireplaces are now made to look realistic and thermal panels are offered in different colours and styles, providing you the option to change the look of your appliance according to your moods and special occasions.

MAKE THE RIGHT CHOICE

When adding a fireplace, woodstove or gas heater, choosing the right appliance is a complex decision. Remember the starting point is you, your home, your tastes and your lifestyle. Answering the following questions will make the decision simpler.

1. Where will your hearth product go?

With today's venting options, fireplaces, stoves, inserts and other hearth appliances can be installed almost anywhere in the home. Consider a fireplace for non-traditional locations, such as the kitchen, home office or master bedroom or bath. Creating an outdoor living room by installing fireplaces on patios and decks is a very popular trend today.

2. Do you have an existing fireplace or stove?

If you have a unit that is inefficient or seldom used, converting to a new hearth product may be simple and surprisingly affordable.

3. Are you building a new home or re-modeling?

4. Do you want a fire primarily for its aesthetics or for its warmth?

Of course you can have both with modern hearth appliances.

5. How much of your home do you want to heat?

6. What fuels are accessible to you?

7. Are you concerned about having heat during power outages?

8. Are there any other special considerations?

If someone in the house has allergies, that needs to be considered.

9. What finished look do you want for your home?



10. How much do you want to spend?

Price is always a consideration. Hearth product prices range from a few hundred dollars to several thousand dollars. Fuel prices are a factor to consider and they vary by region.

From there, a trained hearth products retailer can help you choose the best heating fuel and the ideal product. Such a professional will help you select the right appliance while ensuring your safety and satisfaction. Planning and installing hearth products and their venting systems requires experience, technical knowledge and skill. Numerous decisions – from proper floor protection to appliance sizing and placement to venting system compatibility and height – should all be made with the expertise of a specialist. Being prepared will make this process go smoothly. Take pictures of the room, research the Internet for options and ideas and peruse design magazines.

ACCESSORIZE FOR ADDED STYLE

Don't forget the importance of accessories. To enhance the stature of your fireplace, adding beautiful accessories will make it more functional as well as more eye-catching. Accessories include stylish screens, tools and fire log stands. There is now an infinite choice of finishes and materials for all these products.

Manufacturers and retailers offer us a multitude of design choices that are also functional, cutting edge and efficient.

- New, advanced technology wood stoves reduce emissions, both inside and outside your home, by up to 90% compared to uncertified stoves.
- Natural gas and propane-fueled stoves and fireplaces are also some of the cleanest burning fuel options available.
- Most fireplace and stove products are efficiency-rated and assigned a score between 0 and 100. Look for the highest efficiency rating – a higher score means the product can burn less fuel but still heats efficiently and effectively.

PHOTO COURTESY OF RSF FIREPLACES.





WOOD

a Renewable Resource



DID YOU KNOW?

Wood is considered humankind's very first source of energy. Both wood and wood pellets are considered biomass and so renewable energy. Natural Resources Canada defines renewable energy as energy obtained from natural resources that can be naturally replenished or renewed within a human lifespan; that is, the resource is a sustainable source of energy. Some natural resources, such as moving water, wind and sunshine, are not at risk of depletion from their use for energy production. Biomass, however, is a renewable resource only if its rate of consumption does not exceed its rate of regeneration.

The big advantage that biomass offers over other renewable energy sources, such as wind and solar, is that it can be easily stored and used when needed. It can provide a constant, non-fluctuating supply of energy and heating.

Today wood still is the most important single source of renewable energy providing over 9% of the global total primary energy supply. More than two billion people depend on wood energy for cooking and/or heating. It represents the only domestically available and affordable source of energy. Private households cooking and heating with wood fuels represents one third of the global renewable energy consumption, making wood the most decentralized energy in the world.

Wood pellets are made of ground and compressed wood fibre (usually from sawmill waste). According to Natural Resources Canada's website, nearly 85% of Canada's pellet production, which is equivalent to approximately 1.3 million t, is exported. This is because, in contrast to Canada, many countries in Europe do not have abundant supplies of fossil fuels and are therefore diversifying their energy mix so they will be less reliant on countries such as Russia from whom they purchase natural gas for power production. Also, residential electricity prices in Europe are commonly double what we pay in Canada, making bioenergy a more competitive source of heat and power.

Wood energy has entered into a new phase of high importance and visibility with climate change and energy security concerns. It is important that we continue to practice responsible harvesting of wood to ensure wood remains a reliable renewable resource. As a consumer, you can play a role in the responsible use of wood energy by ensuring proper storage and seasoning of wood, operating your appliance as efficiently as possible by keeping it hot and not letting the fire smolder, and conducting routine cleaning and maintenance as required.



**THE LATEST COLOR TREND FOR 2015:
DIAL IN THE PERFECT ONE.**

You pick the perfect color for your walls, floors and furnishings. Now, Napoleon lets you customize the color for your gas fireplace. Introducing the first fireplace with an integrated smartphone app that lets you set the ember bed color, with millions of variations. Create the perfect mood at **NapoleonFireplaces.com**





Extend the OUTDOOR LIVING SEASON

What is Outdoor Living? It no longer means just a few folding chairs, a picnic table, and a hibachi. It means bringing all the comforts of indoor living to the outdoors.

THE MAINSTAYS OF AN OUTDOOR ROOM

- An appliance for cooking
- A table and chairs for dining and relaxing
- A hearth product to extend the season.

Today's consumers have an incredible selection of products to make Outdoor Living one of the most pleasurable aspects of owning a home.

According to a survey of homebuilders, a patio or deck is one of the top three features most requested of new homebuyers. Homeowners are building stone patios with outdoor kitchens complete with large, permanently-installed grills, refrigerators and work areas. They're installing luxurious outdoor fireplaces or firepits to extend the season, adding beautiful outdoor lighting to prolong the evening. They're even installing televisions, stereos and artwork specially made to be weather-proof.

There is almost nothing that you can do inside your home that you can't do outside. Yes, even in Canada!

As interest in the outdoor room continues to grow, hearth, patio and barbecue manufacturers are developing stylish, full featured products to enhance the comfort, convenience and pleasure of entertaining or relaxing outside, no matter the climate or season. Manufacturers now have extensive product lines that can help extend a home's living space both literally and visually. In addition to modern styles which offer maximum views of the fire, more ad more heating appliance are becoming integrated with smart technologies.

Some outdoor rooms are similar to indoor kitchens, with expansive counter space and full food preparation areas complete with sinks and plumbing. It's even possible to add a dishwasher and a refrigerator to avoid trips inside to clean up or grab cold drinks. Other outdoor rooms take the concept further with the addition of pizza ovens, cocktail bars, fountains, trellises, patio heaters, spas and pools. There is a multitude of new products for your barbecue such

as rotisseries, cooking baskets, and scented wood for smoking meat. Landscaping, lighting and sculptures are additional elements that can help create a cohesive feeling within an outdoor space.

Anyone can easily create an outdoor room. In general, the concept encompasses a grilling and eating area, pulled together with a hearth product, such as a fireplace, firepit or chiminea. Pulling together an outdoor room is less about the quantity of product and more about creating an outdoor living area that meets a homeowner's idea of comfort and relaxation.

SOME SIMPLE STEPS TO HELP YOU CREATE YOUR PERFECT OUTDOOR ROOM:

- Determine the ideal use of the outdoor space.
- Create a wish list.
- Think about your home's style. It's important to have an understanding of a home's architectural style when creating an outdoor room so that the outdoor spaces accentuates the home's indoor spaces.
- Visit a specialty retailer. A specialty retailer can help determine the materials and outdoor room products available and guide the final plan, as well as coordinate installation.
- Research the products.
- Consider fire and food. Position the fireplace as the focal point, blend in the cooking and eating areas and then consider additional features.
- Think foundation. Stone patios, retaining walls, fences and decks are basic foundation elements.
- Draw a plan.
- Build the space. It often takes a few years to get to a perfect end result while respecting the budget. Start with the hearth product then plan for the cooking area and then the accessories.
- Use landscaping as an accessory.

PHOTO COURTESY OF NAPOLEON.



PRO665
FIND THIS PRODUCT



Imperial™

**The Complete Source for
All Your Stove & Fireplace
Maintenance Needs**

www.imperialgroup.ca

GLOSSARY ~ *of Terms*



BTUs: British Thermal Unit, the primary heat measurement unit used by the hearth industry. It is the amount of energy required to raise the temperature of 1 lb. of water by 1 degree F.

Catalytic Combustor: a device used on some wood stoves to increase combustion efficiency by lowering flue gas ignition temperatures.

Clearance: the distance required by manufacturers and building codes between stove, connector pipe or chimney and any combustible materials.

Creosote: deposits of condensed wood smoke in the chimney and connector pipe resulting from incomplete combustion. It can ignite and cause a chimney fire.

Direct Vent: an appliance with a sealed, specifically

designed venting system, that draws combustion air from outdoors and exhausts its combustion products to the outdoors, eliminating the need for a standard chimney system. A glass panel in direct vent units is critical to keeping the combustion system sealed from the home.

Emissions: unburned gases and particles as a result of incomplete combustion.

Fireplace Inserts: heating units that retrofit into an existing fireplace (masonry or factory-built). They burn wood, gas or wood pellets and offer superior efficiency.

Flue: the passageway in a chimney for conveying gases to the outdoors.

Freestanding Stove: a heating appliance normally on legs or a pedestal.

Gas Logs: an open flame appliance with ceramic or ceramic fibre logs placed over a burner to provide dramatic realism of a traditional flame. Manufactured log sets have a burner that uses either natural gas or propane.

Glass Doors: doors attached to a fireplace to close off the opening of the hearth from the home to prevent heat from escaping up the chimney and prevent cold air from entering the home when the fireplace is not being used.

Grate: a metal frame used to hold and contain burning fuel in a fireplace.

Hearth: traditionally refers to the floor of a fireplace on which a blaze is built. Today it is also used to refer to devices and equipment used in connection with the fireplace and the stove industry, as well as the required hearth extension in front of a wood fire.

Heat Shield: a noncombustible protector used around appliances, smoke pipes or chimneys to protect combustibles from heat sources.

Hopper: a container attached to an appliance in which fuel, either coal, nuggets or wood pellets, is stored and from which the fuel is fed to the burner.

Island Fireplace: a fireplace that has four sides of glass, for viewing from any angle.

Kindling: thin, dry wood used to start a fire.

Liquid Propane: liquefied petroleum gas, available in cylinders, for home and commercial use.

Metal Liner: required for all fireplace inserts and hearth mounted stoves. Placed inside an existing chimney (usually masonry) to reduce the diameter of the flue for more rapid exit of smoke and combustion gases. Also used when an existing chimney is too large, too cold, or its inner liner has deteriorated.

Natural Draft (B-Vent) Appliances: a gas-burning appliance that takes in combustion air from the home and vents byproducts of combustion outside the home.

Natural Gas: clean-burning fossil fuel transported to homes via an extensive pipeline network.

Pellets: are made of 100% compressed wood sawdust with no additives. A renewable fuel source made from sawdust or wood chips otherwise destined for landfills.

Peninsula Fireplace: a fireplace that has three sides of glass.

Seasoned: refers to cordwood that has been allowed to dry before burning. Seasoning generally takes six to 12 months. Wood burns much more efficiently when its moisture content has been reduced preferably down to 14 to 16%.

Zero-Clearance Fireplace: a factory-built fireplace that is constructed so that it can be placed, safely, with close clearances to combustible materials.

HPBAC EBOOK SERIES • FALL 2016 ISSUE 19

LIST OF MEMBER RETAILERS ~

COMPANY

Johnstone's Barbecues & Parts
Pro Builders Supply Ltd.
Joe's Fireplace Products Ltd.
Fireplaces Unlimited
Kerrisdale Lumber Co. Ltd.
Vaglio Fireplace
Vancouver Gas Fireplaces
Ark @ Home
Capital Iron Ltd.
Heat Savers Fireplace & Patio Co.
Wilk Stove Ltd.
Burgess Plumbing, Heating & Electrical Co.
Backwoods Boiler Boys
Penner Building Centres
Dingee's Energy Systems
Rona Edmundston
Crystal Flooring Ltd.
Classic Stoves and Fireplaces
Sunpoke Energy Systems Ltd.
Maritime Fireplaces Ltd.
The Fireplace Store at Lawsons Inc.
G.L. Caissie
The Furnace Man Ltd.
Atlantic Fireplaces Ltd.
Venture Vacuums & Ventilations Ltd.
Central Home Improvement
Country Stoves and Sunrooms
Vintage Stove & Fireplace Ltd.
Total Gas & The Fire Place Ltd.
Heritage Hearth Products Ltd.
Ultimate Home Comfort Inc.
Total Energy Inc.
Suntime Enterprises Ltd.
Warmth by Design
Central Mechanical Systems
Napoleon Fireplaces
Fireplace Specialties
Chantico Fireplace Gallery

ADDRESS

165 Pemberton Avenue
150 Fairview Place
38136 2nd Avenue
19545-56th Avenue
6191 West Boulevard
3600 E. Hastings St.
235 West 7th Avenue
6-1950 Government St.
1900 Store Street
2519 Government Street
160 Burnside Road E
36 North Broadway Avenue
RR1 Box 53
200 Park Road W
720 Central Street
595 Rue Carrier
519 Main Street
1715 Route 640, Unit 1
20-3 Timothy Avenue N
246 Halifax Street
194 Killam Drive
9415 Main Street
26 Broadway
1053 Topsail Road
1035 Topsail Road
35 Market Street
3319 Highway 1
1234 Highway 2
121 Ilsey Avenue
124 Chain Lake Drive
160 Chain Lake Drive
909 Park Street
PO Box 158
16 Hub Centre Drive
345 Old Airport Road
24 Napoleon Road
773 Bell Boulevard W
209784 Highway 26

CITY

North Vancouver
Penticton
Squamish
Surrey
Vancouver
Vancouver
Vancouver
Victoria
Victoria
Victoria
Victoria
Williams Lake
Darlingford
Steinbach
Centreville
Edmundston
Grand Falls
Hanwell
Hanwell
Moncton
Moncton
Richibucto
Corner Brook
Mount Pearl
Mount Pearl
Antigonish
Aylesford
Brookfield
Dartmouth
Halifax
Halifax
Kentville
New Glasgow
Upper Onslow
Yellowknife
Barrie
Belleville
Blue Mountains

PROV

BC
BC
BC
BC
BC
BC
BC
BC
BC
BC
BC
BC
BC
MB
MB
NB
NB
NB
NB
NB
NB
NB
NL
NL
NL
NS
NS
NS
NS
NS
NS
NS
ON
ON
ON

PHONE

604-985-0234
250-493-1233
604-892-9800
604-597 5935
604-261-4274
604-298-6494
604-732-3470
250-386-7643
250-385-9703
250-383-3512
250-382-5421
250-392-3301
204-384-7557
204-326-9488
506-276-4519
506-737-8999
506-473-5768
506-454-4328
506-452-8107
506-857-2099
506-857-2020
506-523-4457
709-634-7715
709-364-1378
709-722-2900
902-863-6534
902-847-3494
902-660-4490
902-468-7950
902-454-9512
902-832-2575
902-679-8800
902-396-3387
902-843-4030
867-873-3003
705-721-1212
613-969-6699
705-445-9688

WEBSITE

www.johnstones.com
-
www.seatoskyfireplace.com
www.fireplaceunlimited.ca
www.kerrisdalelumber.com
www.vaglio.ca
www.vangasfireplaces.com
www.arkathome.ca
www.capitaliron.net
www.feelthewarmth.ca
www.wilkstove.com
www.burgessphe.com
www.backwoodsboilerboys.com
www.egpenner.com
www.village.centreville.nb.ca
www.rona.ca
www.crystalflooring.com
www.classicstoves.ne
www.sunpoke.ca
www.maritimefireplaces.com
www.lawsonsmoncton.com
www.glcaissie.ca
www.the-furnace-man.ca
www.atlanticfireplaces.ca
www.venturefireplace.com
www.centralns.ca
www.countrystovesandsunrooms.com
www.vintagestoves.ca
www.totalgasandthefireplace.com
www.heritagehearth.ca
www.ultimatehomecomfort.com
www.totalenergyinc.ca
www.suntime.ca
www.warmthbydesign.ca
www.cmsyk.com
www.napoleon.on.ca
www.fireplacespecialties.ca
www.chanticofireplaces.com

LIST OF MEMBER RETAILERS ~

COMPANY	ADDRESS	CITY	PROV	PHONE	WEBSITE
The Fire Within	1080 Taylor Court	Bracebridge	ON	705-645-1575	www.thefirewithinmuskoka.ca
The Muskoka Stone & Hearth Company	721 Manitoba Street	Bracebridge	ON	705-645-2144	www.themuskokastoneco.com
Fires of Tradition	137 Nelson Street	Brantford	ON	519-770-0063	www.firesoftradition.com
Barbecues Galore (Tradex Supply Ltd.)	3100 Harvester Road	Burlington	ON	905-639-0436	www.barbecuesgalore.ca
Friendly Fires Inc.	70 King Street E	Cobourg	ON	905-372-5900	www.friendlyfires.ca
Barbecue World	3310 Langstaff Road	Concord	ON	905-761-8511	www.barbecueworld.com
The Fireplace Specialist	391 Edgeley Boulevard	Concord	ON	905-761-6984	www.warmth.com
The Fireplace Center & Patio Shop	1452 Cyrville Road	Gloucester	ON	613-745-1273	www.fireplacecenter.com
Earth, Stone & Fire Inc.	2368 Hwy 11N, RR1	Gravenhurst	ON	705-687-4400	www.earthstonefire.ca
Eco Efficiency Energy Systems	50 Nebo Rd, Unit #1	Hamilton	ON	905 312-8251	www.eco-efficiency.ca
Enchanted Chimney Service	30 Fairmount Avenue	Hamilton	ON	905-523-6494	www.enchantedchimney.com
RONA / J. Lalonde et Fils	903 Chemin Lacroix	Hammond	ON	613-487-2760	www.rona.ca
The Fireplace King	3 Cairns Drive	Huntsville	ON	705-789-8067	www.fireplaceking.com
Caledon Fireplace	2999 King Street West	Inglewood	ON	905-838-1114	www.caledonfireplace.ca
Mason Place	25987 Woodbine Avenue	Kewick	ON	905-476-5545	www.masonplace.com
Stu's Stove Shoppes	RR 1	Kincardine	ON	519-395-0740	www.stusstoveshoppe.net
Elmira Stove Works	2100 Oxford Street E	London	ON	519-451-2124	www.elmirastoveworks.ca
Porky's BBQ & Leisure	1075 Sarnia Road	London	ON	519-657-5000	www.porkys.ca
Highland Electric Heating & Air Conditioning Ltd.	39 Bobcaygeon Road	Minden	ON	705-286-1885	www.highlandelectric.ca
Signature Fireplaces	2038 Robertson Road	Nepean	ON	613-224-2440	www.signaturefireplaces.ca
Canco Climate Care	1235 Gorham Street	Newmarket	ON	905-898-3912	www.cancoclimatecare.com
Stamford Fireplaces	6997 Oakwood Drive	Niagara Falls	ON	905-356-2922	www.stamfordfireplaces.com
Gateway Home Hardware	1300 Algonquin Avenue	North Bay	ON	705-472-4660	www.gatewayhomehardware.com
Noll Climate Control Ltd.	152 Booth Road	North Bay	ON	705-474-0768	www.nollclimatecare.com
Barbecues Galore	490 Speers Road	Oakville	ON	905 844-3224	www.barbecuesgalore.ca
Don's Heating and Cooling	48 Centennial Road, Unit 13	Orangeville	ON	519-942-1568	www.donsheatingandcooling.com
Friendly Fires Inc.	981 Highway #7	Otonabee	ON	705-741-1900	www.friendlyfires.ca
Harding The Fire Place Ltd.	2755 Carp Road	Ottawa	ON	613-831-5056	www.teamhardingcomfort.com
R. E. Hubert Heating Ltd.	101 Pinhey Street	Ottawa	ON	613-728-3786	www.hubertheating.com
The Fireplace Center & Patio Shop	1722 Carling Avenue	Ottawa	ON	613-728-1775	www.fireplacecenter.com
Top Hat Home Comfort	1072 Merivale Road	Ottawa	ON	613-722-1226	www.tophathomecomfort.com
Capital Appliance & BBQ	12 Grenfell Crescent	Ottawa	ON	613-228-0009	www.bbqing.com
The Fyre Place & Patio Shop	Hwy's 6 & 21 (Springmount)	Owen Sound	ON	519-371-2963	www.thefyreplace.com
Embers	63 North Street	Perth	ON	613-264-0878	www.embers.on.ca
The County Fireplace Company	103-124 Main Street	Picton	ON	613-476-9259	www.countyfireplace.ca
Over Ridge Fireplace & Grills/Over Nap Alliance Inc.	170 Casimir Street	Port Perry	ON	905-985-0715	-
Dean's Home Hardware	RR 1, 15 South Mary Lake Road	Port Sydney	ON	705-385-3475	www.homehardware.ca
Classic Fireplace & Gourmet Grills Inc.	65-B Rylander Boulevard	Scarborough	ON	416-283-2783	www.classicfireplace.ca

Kastle Fireplace Ltd.
The Fireplace Stop
Fireplace & Leisure Centre
Norfolk Fireplace & Vac
The Stove Store
Tri-County Brick Company
Campeau Heating
Nordic Energy
Bob's Woodburners & Fireplaces Ltd.
Thunder Bay Fireplaces Ceramic Tile
South Coast Fireplace
Stove Parlour & Fireplace Gallery
Marsh's Stoves & Fireplaces
The Fireplace Shop Ltd.
Sobie's Barbecues (2006) Ltd.
Forest Glade Fireplaces
Firetech
A Village Fireplace Shop
Corrigan's Wood Stove Centre
Plomberie Octave Roy et Fils
L'Univers du Foyer
D cor Chaleur
Thermopompes N & R Sol Inc.
Chemin es et Ramonage Chelsea
Briquetier Paysager Saguenay inc.
Laurent Lapointe It e
Maconnex Chicoutimi
Chauffage Yves Gagn 
La Maison du Foyer
Maconnex Drummondville
Royaume du Feu
Centre D'Entergie Cadieux Lt e
MT Ventilation
DM Portes Fen tres & Foyers
Maconnex Granby
Au Centre du Foyer de l'Outaouais
Maison Chaleur et Confort
Alternatives

1960 Ellesmere Road, Unit 1
Hwy 9 and Hwy 27
90 Oastler Park Drive
400 Queensway Street W
6 Beverly Street
320 Home Street
2288 Lasalle Boulevard
2324 Long Lake Road
803 Memorial Avenue
284 Queen Street
1 Vance Drive
3006 Rd 15
3322 Dundas Street W
379 Eglinton Avenue W
162 Willowdale Avenue
11400 Tecumseh Road E
1269 Commerce Way, Unit 3
623 Broadway Street
100 Kensington Road
10 Narcisse-Blais
52 Rue du Sacré-Coeur
Boulevard D'Anjou
2325 Boulevard Ford
196, Chemin Scott
1234 Boulevard St-Paul
1150 Boulevard St-Paul
2223 Boulevard St-Paul
471, Adélar Gagnon
1625 Boulevard Saint-Joseph
4050 Boulevard Saint-Joseph
1280 Rue Cormier
878 Rue Maloney E
854 Boulevard Maloney
272 Route 105
1390 Rue Principale
1193, Boul. St-Joseph
1060 Rue Visitation
16875 Boulevard Hymus

Scarborough
Schomberg
Sequin
Simcoe
Spencerville
Stratford
Sudbury
Sudbury
Thunder Bay
Thunder Bay
Tillsonburg
Tiverton
Toronto
Toronto
Willowdale
Windsor
Woodstock
Wyoming
Charlottetown
Baie Comeau
Charlemagne
Châteauguay
Châteauguay
Chelsea
Chicoutimi
Chicoutimi
Chicoutimi
Dolbeau-Mistassini
Drummondville
Drummondville
Drummondville
Gatineau
Gatineau
Gracefield
Granby
Hull
Joliette
Kirkland

ON 416-289-0009
ON 905-939-8758
ON 705-746-6800
ON 519-426-8788
ON 613-658-3101
ON 519-273-5151
ON 705-506-2441
ON 705-522-9403
ON 807-345-3453
ON 807-345-2817
ON 519 688-2468
ON 519-368-5274
ON 416-762-4582
ON 416-483-1443
ON 416-224-2526
ON 519-735-2229
ON 519-532-1723
ON 519-845-9915
PE 902-629-1205
QC 418-296-3179
QC 450-657-1867
QC 450-691-5636
QC 450-699-3232
QC 819-827-3356
QC 418-698-2345
QC 418-543-3391
QC 418-622-5532
QC 418-276-0488
QC 819-474-2735
QC 819-850-0166
QC 819-474-7667
QC 819-663-2332
QC 819-669-4235
QC 819-463-3257
QC 418-549-7345
QC 819-595-5868
QC 450-759-1686
QC 514-694-7114

416-289-0009
905-939-8758
705-746-6800
519-426-8788
613-658-3101
519-273-5151
705-560-2443
705-522-9404
807-345-3453
807-345-2817
519-688-2468
519-368-5274
416-762-4582
416-483-1443
416-224-2526
519-735-2229
519-532-1723
519-845-9915
902-629-1205
418-296-3179
450-657-1867
519-691-5636
450-699-3232
819-827-3356
418-698-2345
418-543-3391
418-622-5352
418-276-0488
819-474-2535
418-850-0166
819-474-7667
819-663-2332
819-669-6235
819-463-3257
418-549-7345
819-595-5868
450-579-1686
514-694-7114

www.kastelfireplace.com
www.fireplacestop.com
www.fireplaceandleisurecentre.ca
www.norfolkfireplace.com
www.thestovestore.net
www.tricountybrick.com
www.campeauheating.com
www.nordicenergy.ca
www.bobswoodburners.com
www.thunderbayfireplaces.com
www.southcoastfireplace.com
www.stoveparlour.com
www.marshsfireplaces.com
www.thefireplaceshop.com
www.sobies.com
www.forestgladefireplaces.com
www.firetechfireplaces.on.ca
www.villagefireplaces.com
www.corrigansstovecentre.com
www.plombierieoctaveroy.ca
www.unifoyer.com
www.foyergazchateauguay.com
www.thermopompesnsol.com
www.chemineeschelsea.com
www.briquefier.com
www.laurentlapiointe.com
www.maconnex.com
www.chauffage.qc.ca
www.lamaisondufoyer.qc.ca
www.maconnex.com
www.thermosun.ca
www.foyerscadieux.com
www.mtventilation.com
www.maconnex.com
www.aucentredufoyer.com
www.maisonchauleuretconfort.com
www.alternativesqc.ca

www.rgcv.ca
www.pjhinc.ca
www.decorchaleur.ca
www.materio.ca
www.foyersdepot.com
www.mtlbp.com
www.poeles-foyers.com
www.boutiquechaleur.com
www.propanepomerleau.com
www.plomberiedgauthier.com
www.foyerfurniture.com
www.rona.ca
www.espacejplbelanger.com
www.groupepyvesgagnon.com
www.foyerlambert.com
www.foyeruniversel.ca
www.pfr.ca
www.durand.ca
www.proservicefoyer.com
www.maconnex.com
www.maitrecheminee.com
www.leschemineesgamelin.com
www.keystoneinc.ca
www.aucoindufeu.net
www.mdionne.com
www.rona.ca
www.rona.ca
www.techniflamme.com
www.boutiquedecorchaleur.com
www.chemineebsl.com
www.clubfoyerdecor.com
www.foyersmirabel.com
www.mtlbp.com
www.mtlbp.co
www.maconnex.com
www.confortelite.com
www.lecentredufoyer.com
www.multifoivers.ca

LIST OF MEMBER RETAILERS ~

COMPANY	ADDRESS	CITY	PROV	PHONE	WEBSITE
Entreprises A.J.R. Lacroix Inc.	10229 Boulevard Bourque	Sherbrooke	QC	819-843-4744	www.ajrlacroix.com
Maconnex Sherbrooke	69 Chemin Godin	Sherbrooke	QC	819-565-7980	www.maconnex.com
Meunier Poeles et Foyers Inc.	2672 Rue King E	Sherbrooke	QC	819-791-5565	www.meunierpoelesetfoyers.ca
Multi-Piscine	1597 Rue Galt E	Sherbrooke	QC	819-566-8558	www.multipiscine.com
Boutique Multi-Flammes Inc.	1159 Boulevard Fiset	Sorel-Tracy	QC	450-742-6000	www.boutiquemultiflammes.com
Magasin Marcel Theriault	519 Route 289	St-Alexandre-de-Kamouraska	QC	418-495-2627	www.magasinmarceltheriault.ca
Cite du Feu	1361 Rue Denison O	St-Alphonse-de-Granby	QC	450-770-2483	www.citedufeu.com
Chaleur Durable	3 Rue Principale, Suite 80	St-André-Avellin	QC	819-983-6555	www.chaleurdurable.com
Maconnex St-Bruno	181 Rue St-Alphonse	St-Bruno	QC	418-343-2672	www.maconnex.com
Les Foyers & Cheminees Piermon	2193 Boulevard Laurier	St-Bruno-de-Montarville	QC	450-653-1846	www.foyerspiermon.com
Cheminees & Poeles Rock Toulouse	13055 Boulevard Lacroix	St-Georges-de-Beauce	QC	418-228-1053	www.chemineesrocktoulouse.com
Boutique l'Attisée	4175 Chemin de Chambly	St-Hubert	QC	450-445-0041	www.attisee.com
Boutique du Foyer de St-Hyacinthe	1100 Rue des Cascades O	St-Hyacinthe	QC	450-773-7007	www.boutiquedufoyer.com
Systeme de Confort Andre Inc.	284 Rue Champlain	St-Jean sur Richelieu	QC	450-347-2349	www.confort-andre.ca
Décor Chaleur Laurentides	2055 Boulevard Labelle	St-Jérôme	QC	450-438-3513	www.decorchaleur.ca
Nergiflex	950 Rue Bégin	St-Laurent	QC	514-332-5230	www.nergiflex.ca
Les Foyers 4 Saisons	1504 Route 125	Ste-Julienne	QC	450-831-4040	www.foyers4saisons.com
Perfecto Gaz Propane Inc.	735 Rue St-Simon	Ste-Madeleine	QC	450-795-1199	www.perfectogaz.com
Poele et Foyer Napert	1078 Boulevard Vachon Nord, #802	St-Marie de Beauce	QC	418-387-8488	www.luminairenapert.com
Maison Chaleur et Confort	694 Boulevard des Seigneurs	Terrebonne	QC	450-492-2054	www.maisonchaleurconfort.com
Boutique Belle Chaleur	1079 rue Notre-Dame Est	Thetford-Mines	QC	418-335-9166	www.boutiquebellechaleur.ca
Maison Chaleur et Confort	1015 Thibaud Nord	Trois-Rivières	QC	819-694-1355	www.maisonchaleurconfort.com
Multi-Feu	5555 Boulevard Jean XXIII	Trois-Rivières	QC	819-371-1696	www.multifeu.com
Poeles et Foyers.com	2860 Côte-Richelieu	Trois-Rivières	QC	819-693-6937	www.poeles-foyers.com
Service Gaz Exp-Air	1547 Rue Lapointe	Val D'Or	QC	819-355-3878	www.blackcatchimney.ca
Simonbec Inc.	87 Rue de la Rivière	Varennes	QC	450-652-5056	www.simonbec.ca
Foyer-Gaz	12B Boulevard Harwood, Local 401	Vaudreuil-Dorion	QC	450-424-3693	www.foyergaz.ca
Maconnex Vaudreuil-Dorion	1133 Boulevard Harwood	Vaudreuil-Dorion	QC	450-455-5658	www.maconnex.com
Poeles & Foyers Futuristes	493 Boulevard Hardwood, Local 110	Vaudreuil-Dorion	QC	450-455-3307	www.foyersfuturistes.com
La Maison Du Foyer	39 Boul des Bois Francs N	Victoriaville	QC	819-758-4940	www.lamaisondufoyer.qc.ca
Plomberie PHCB	433 Rue Gamache	Victoriaville	QC	819-751-2899	www.plomberiehcb.com
The Fireplace Hut	PO Box 2346	Prince Albert	SK	306-763-7611	www.thefireplacehut.com
Suntech Systems Ltd.	2310 B Hanselman Avenue	Saskatoon	SK	306-664-3060	www.suntechsystemsLtd.com
Wheatland Fireplace Ltd.	625-1st Avenue N	Saskatoon	SK	306-221-1805	www.wheatlandfireplace.com
Griffiths Plumbing & Heating	9042 Quartz Road	Whitehorse	YT	867-667-2214	www.griffithsheating.co